



Decrobond Fabrications Ltd.

product guide



A comprehensive guide to all products available from Decrobond Fabrications Ltd.

decrobond fabrications



Decrobond Fabrications are considered to be one of the most experienced cubicle manufacturers and laminate fabricators in the UK. Our recently extended and refurbished production facility in North East England supplies washroom systems, vanity units, kitchen units and bespoke fabrications throughout the country.

From single cubicles for shops and offices to multiple units for sporting venues and educational establishments we have the perfect cost effective solution within our off-the-shelf range or custom made to your exact requirements.

Our comprehensive advisory service will take care of every detail for you from initial site visit through detailed drawings to final delivery for easy installation.

We use only the finest laminates from **Formica®** and **Polyrey®** skilfully bonded to high specification chipboard, plywood and MDF to create attractive, stylish washrooms that enhance contemporary architectural styles.

For the perfect solution to your washroom needs it has to be Decrobond.



Decrobond Fabrications Ltd.

contents



04| **Mercury Bespoke High Pressure Laminate Cubicles**



06| **Saturn Fast Track MFC System**



07| **Apollo Coloured MFC Cubicle System**



08| **Odyssey Cubicle MFC System**



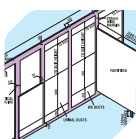
10| **Venus Heavy Duty Compact Grade Cubicles**
Leisureline Compact Grade Cubicles



12| **Jupiter Cubicles**



14| **Typical Configurations**



15| **Vanitory Units**





Decrobond Fabrications Ltd.

Mercury

Mercury Bespoke High Pressure Laminate Cubicles

Mercury our biggest selling system is ideal for medium facility usage such as offices, public buildings and sports facilities.

Made to meet your exact requirements in an almost infinite variety of cubicle configurations and colourways from high density moisture resistant Particle Board with high pressure laminated to all sides and edges.

Full height doors with subtle Post Formed fascias give high levels of privacy and discreet style and visual appeal in any washroom situation.

Attractive satin finished anodised aluminium fittings with a polished indicator bolt face plate add that finishing touch. Powder coated fittings can be supplied at additional cost.


Mercury Duct Systems

For applications such as office environments shops and factories where a robust system is required.

Manufactured to order from v 313 MDF and faced with high pressure laminate post formed on vertical and edged with matching edgings.

System supplied with flash gaps and fixing clips. Timber sub frames are also available upon request.

Panel lifters are available to aid removal of panels and avoid unnecessary damage on site





Decrobond Fabrications Ltd.

Saturn

Apollo

Saturn Fast Track MFC System

Saturn, available off the shelf, offers stylish cubicles and sanitary units at a very affordable price. Ideal for light to medium usage in industrial units, schools and restaurants, these economical units come in grey or white high density Melamine faced chipboard with matching PVC edging.

Sanitary units are available in component form, or as a fully assembled unit.

Satin anodised aluminium fittings complement this budget conscious system.

Apollo Cubicles

The Apollo cubicle system is a bespoke system available in 23 colours. Designed for projects which require aesthetic appearance at low cost.

The Apollo cubicle has 18mm MFC partitions doors and fascias edged with a matching lipping.

Adjustable legs allow adjustment on uneven floors. The indicator bolt has an emergency release option and hinges are adjustable to fall open or closed.

Saturn Duct Systems

Our Saturn ducts are the cost effective solution to hiding pipe work and services on site.

For dry applications such as office environments where vandalism is an unlikely problem.

Manufactured to order from high quality 720-density Chipboard Square edged with matching high quality matching edgings.

System is not suitable for use with urinals. Refer to Mercury or Venus specification.

System supplied with flash gaps and fixing clips. Timber sub frames are also available upon request.

Panel lifters are available to aid removal of panels and avoid unnecessary damage on site.

Apollo Duct Systems

Apollo duct system for dry applications such as office environments where vandalism is an unlikely problem.

Manufactured to order from high quality 720-density chipboard square edged with matching high quality matching edgings.

System supplied with flash gaps and fixing clips. Timber sub frames are also available upon request.

Duct systems can be supplied with panel lifters to aid removal of panels and avoid unnecessary damage on site.

Ex-stock colours



Light Grey



White





Decrobond Fabrications Ltd.

Odyssey

The Odyssey cubicle system has been designed for projects which require aesthetic appearance and speed of installation.

The Odyssey cubicle has 18mm speckled grey (Maryland Clair) partitions and fascias edged with a 1.5mm high impact resistant PVC lipping. Available from stock in easily handled and transported packs. Our new split partitions assist assembly.

Adjustable legs accommodate uneven floors. The indicator bolt has an emergency release option and hinges are adjustable to either fall open or closed.

Ex stock doors are available in a choice of four colours.



Odyssey Duct Systems

The economical alternative to laminated duct systems. For dry applications such as office environments where vandalism is an unlikely problem.

Manufactured to order from high quality 720-density chipboard, square edged with high quality matching edgings.


This system is not suitable for use with urinals. Please refer to Mercury or Venus specification.

System supplied with flash gaps and fixing clips. Timber sub frames are also available upon request.


Panel lifters are available to aid removal of access panels and help to avoid damage on site




Door colours




Nova Saphir



Nova Mousse



Nova Argile



Maryland Clair
Partition and Fascia colour





Decrobond Fabrications Ltd.

Venus

Venus Heavy Duty Cubicles

These extremely robust cubicles are ideal in high traffic locations where they can withstand the rough treatment, such as sports stadia, large public venues and penal institutions.

Purpose made from 12mm compact grade laminate they are tough but stylish with radiused edges and black powder coated fittings. Surfaces and edges are impervious to fungal and bacterial attack and will not deteriorate through water absorption even in constant water immersion.

Venus Duct Systems


For heavy duty applications such as office environments shops and factory's where a water resistant robust system is required.

Manufactured to order from compact grade laminate with chamfered edges.

System supplied with flash gaps manufactured from V313 MDF with high-pressure laminate to face and reverse complete with fixing clips. Timber sub frames are also available upon request.

If areas are likely to be hosed down, a compact grade flash gap can be supplied upon request.

Panel lifters are available to aid removal of panels and avoid unnecessary damage on site.



Leisureline

Leisureline Cubicles

This immensely strong tubular aluminium framed cubicle is ideal for areas prone to vandalism or for very high traffic areas, such as football stadiums, leisure centres, railway stations or motorway services.

Using only the highest quality powder coated aluminium and compact grade laminate, makes Leisureline one of the best quality cubicles on the market today.

With the fantastic selection of new compact grade colours to choose from enables designers or architects to specify this cubicle for almost any application.

The system can be bonded together or dry fixed with stainless steel screws. The hinge design allows the door to fall open or closed opening in or out.

The hinge and clashing posts are visually identical however; the clashing fascia incorporates a machined slot for the indicator bolt and full-length buffer strip. The substantial headrail runs throughout the full length of the cubicles.

The framework and hardware can be supplied in a selection of RAL or BS colours

Leisureline Duct Systems

Saturn Mercury or Venus can be used with Leisureline cubicles. Please refer to individual's product descriptions.



Decrobond Fabrications Ltd.

Jupiter

Jupiter Cubicle

Our brand new Jupiter cubicle with its beautiful curved aluminium fascias exudes quality. Designed for use in the most prestigious environments. It can accommodate a range of budgets, with the use of three types of partition and door construction.


For challenging environments where moisture or vandalism is an issue compact grade laminate is the answer.

Our Mercury partitions and doors can be utilised where a medium to high use areas are to be accommodated.

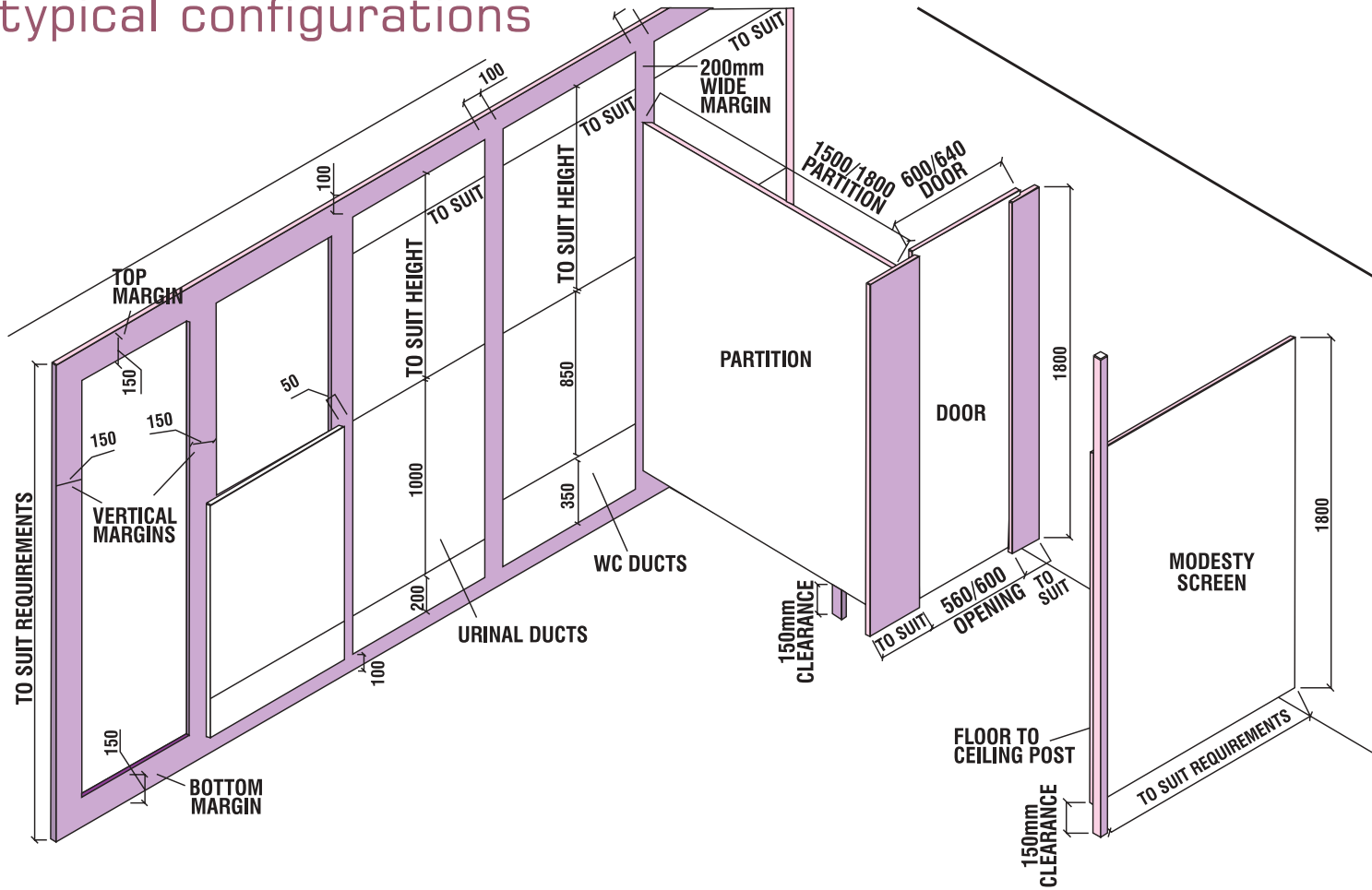
In addition, for areas which are dry and where misuse is unlikely to occur Saturn partitions and doors are ideal.

Jupiter Duct Systems

Saturn, Venus or Mercury ducts can be used with Jupiter cubicles colours have been specially selected to coordinate across the three ranges so that a perfect colour match can be obtained, to suit a range of budgets refer to individual descriptions to find the required option to suit your needs.



typical configurations

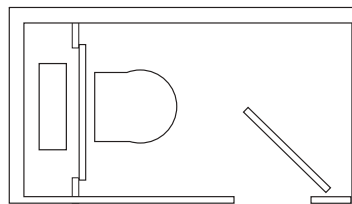
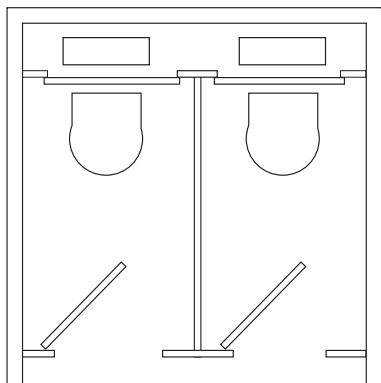
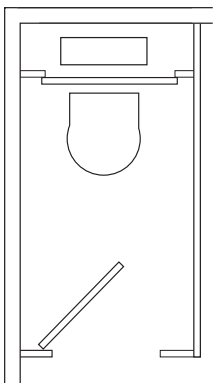


Corner range of 1

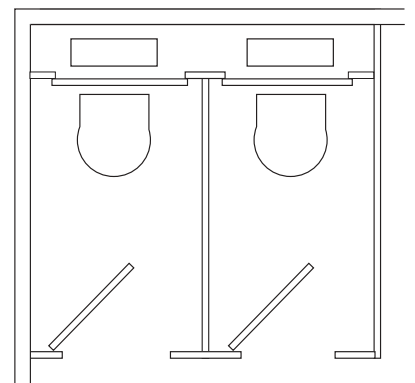
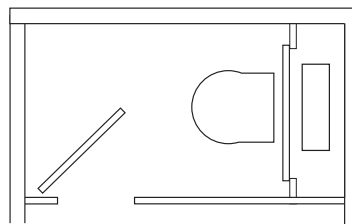
Enclosed range of 2

Corner of 1 door in long dimension

Corner range of 2



Door and partitioning



Vanitory Units

Plan ITT Range Vanitory Units

Available from 300mm wide for semi counter top sinks, to 600mm wide for inset sinks.



SATURN VANITORY UNIT

Available from stock in component form in three colours; white, magnolia and grey. Contractor to supply timber stud work.

Melamine faced top 2250 x 600mm with loose upstand and apron.

Under unit frame constructed from high density melamine faced chipboard.

Melamine faced duct panel supplied with concealed fixing clips for quick access to plumbing.



VENUS VANITORY UNIT

Constructed from compact grade laminate supplied in component form for site assembly or fully assembled.

Unit can be hosed down for cleaning.

12mm compact grade top, upstand and apron secret fixed.

12mm compact grade under unit.

12mm compact grade removable ducts with fixing clips.



MERCURY VANITORY UNIT

High pressure laminate bonded to either plywood or V313 chipboard.

Laminate faced top with postformed upstand and apron.

Under unit constructed from V313 chipboard laminated with high pressure laminate. Cut outs to rear of unit to allow access for plumbing and other services.

Removable duct panels supplied either post formed or square with concealed fixing clips.

CORIAN VANITORY UNITS

Corian top with 100mm upstand and 200 apron fitted to under unit constructed from v313, MDF laminated with high-pressure laminate cut outs to rear of unit to allow access for plumbing and other services.

Removable duct panels supplied post formed or square edged with concealed fixing clips or hinges.

All vanitory units are available as top only, as a full unit on component form or supplied as a fully assembled unit which reduces fixing time on site to a minimum. All duct panels are supplied with concealed fixing clips.

Corian tops can be supplied upon request.



Other members of the DCB Group of Companies include:-



Doors Cubicles and Boards (Leeds) Ltd.
Manufacturers and suppliers of a vast
range of doors to suit all requirements.



Interface (DCB) Technology Ltd. Providing
IT network solutions, hardware, software
and technical backup.



DCB Joinery Ltd.
Manufacturer of bespoke
joinery products



Decrobond Fabrications Ltd.

Howdon Works, Howdon Lane / Wallsend / NE28 0AL
Tel: **0191 262 4110** Fax: **0191 263 2597**
Email: **info@dcb.co.uk**

Member of the DCB Group of companies.